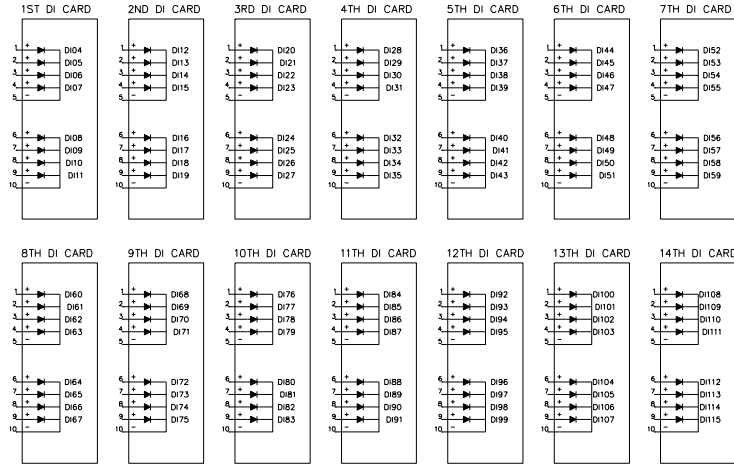
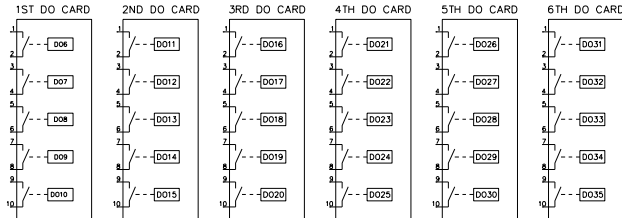


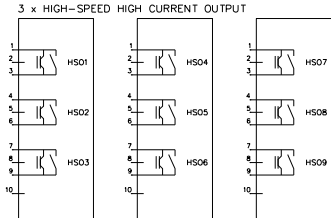
### DI CARDS (B)



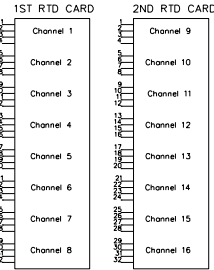
### DO CARDS (C)



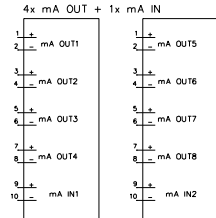
### HSO CARDS (R)



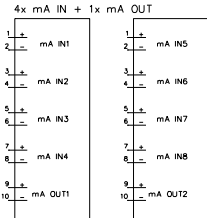
### RTD CARDS (F)




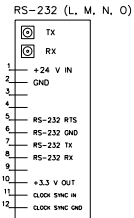
### mA OUTPUT (I)



### mA INPUT (T)



### COMMUNICATION CARDS



To keep the DI signal numbering correct (DI4...11 -> DI12...19 etc.) drag the cards starting from the first.

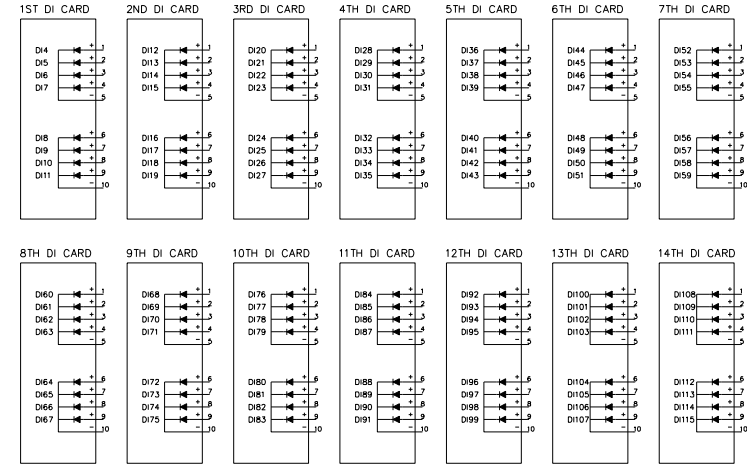
To keep the DO signal numbering correct (DO6...10 -> DO11...15 etc.) drag the cards starting from the first.  
MAX 6 pcs per device.

RTD & Thermocoupler:  
Channels 1-8  
Takes 1 option card slot  
MAX 2 cards per device.  
Connections in device manual

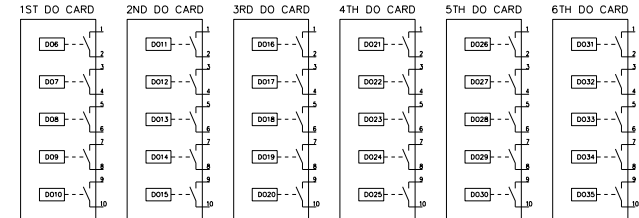
Milliampere output (I) & input (T) cards.  
Takes 1 option card slot  
MAX 2 cards per device.  
Connections in device manual

Communication cards.  
Takes 1 option card slot  
MAX 1 card per device, except SFP card.  
Connections in device manual

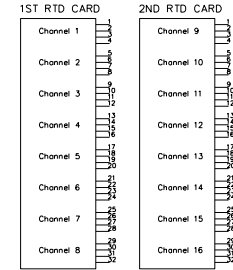
### DI CARDS (B)



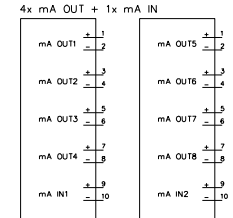
### DO CARDS (C)



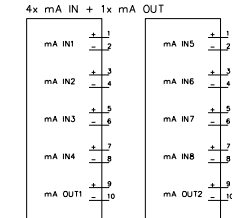
### RTD CARDS (F)



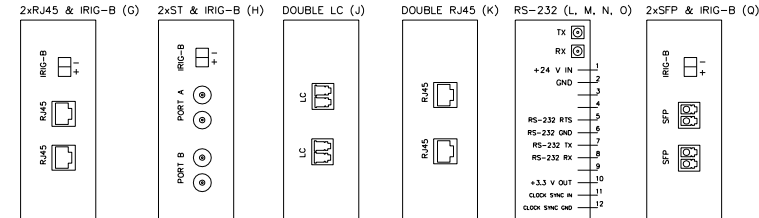
### mA OUTPUT (I)



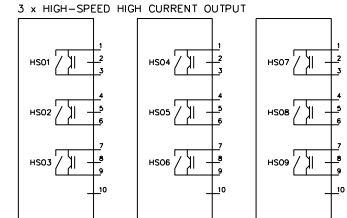
### mA INPUT (T)



### COMMUNICATION CARDS



### HSO CARDS (R)



MAX 4 PER DEVICE